

ISSN 2518-170X (Online),
ISSN 2224-5278 (Print)

ҚАЗАҚСТАН РЕСПУБЛИКАСЫ
ҰЛТТЫҚ ҒЫЛЫМ АКАДЕМИЯСЫ
Satbayev University

Х А Б А Р Л А Р Ы

ИЗВЕСТИЯ

НАЦИОНАЛЬНОЙ АКАДЕМИИ
НАУК РЕСПУБЛИКИ
КАЗАХСТАН
Satbayev University

N E W S

OF THE ACADEMY OF SCIENCES
OF THE REPUBLIC OF
KAZAKHSTAN
Satbayev University

SERIES
OF GEOLOGY AND TECHNICAL SCIENCES

4 (454)
JULY – AUGUST 2022

THE JOURNAL WAS FOUNDED IN 1940

PUBLISHED 6 TIMES A YEAR

ALMATY, NAS RK

NAS RK is pleased to announce that News of NAS RK. Series of geology and technical sciences scientific journal has been accepted for indexing in the Emerging Sources Citation Index, a new edition of Web of Science. Content in this index is under consideration by Clarivate Analytics to be accepted in the Science Citation Index Expanded, the Social Sciences Citation Index, and the Arts & Humanities Citation Index. The quality and depth of content Web of Science offers to researchers, authors, publishers, and institutions sets it apart from other research databases. The inclusion of News of NAS RK. Series of geology and technical sciences in the Emerging Sources Citation Index demonstrates our dedication to providing the most relevant and influential content of geology and engineering sciences to our community.

Қазақстан Республикасы Ұлттық ғылым академиясы «ҚР ҰҒА Хабарлары. Геология және техникалық ғылымдар сериясы» ғылыми журналының Web of Science-тің жаңаланған нұсқасы Emerging Sources Citation Index-те индекстелуге қабылданғанын хабарлайды. Бұл индекстелу барысында Clarivate Analytics компаниясы журналды одан әрі the Science Citation Index Expanded, the Social Sciences Citation Index және the Arts & Humanities Citation Index-ке қабылдау мәселесін қарастыруда. Web of Science зерттеушілер, авторлар, баспашылар мен мекемелерге контент тереңдігі мен сапасын ұсынады. ҚР ҰҒА Хабарлары. Геология және техникалық ғылымдар сериясы Emerging Sources Citation Index-ке енуі біздің қоғамдастық үшін ең өзекті және беделді геология және техникалық ғылымдар бойынша контентке адалдығымызды білдіреді.

НАНПК сообщает, что научный журнал «Известия НАНПК. Серия геологии и технических наук» был принят для индексирования в Emerging Sources Citation Index, обновленной версии Web of Science. Содержание в этом индексировании находится в стадии рассмотрения компанией Clarivate Analytics для дальнейшего принятия журнала в the Science Citation Index Expanded, the Social Sciences Citation Index и the Arts & Humanities Citation Index. Web of Science предлагает качество и глубину контента для исследователей, авторов, издателей и учреждений. Включение Известия НАНПК. Серия геологии и технических наук в Emerging Sources Citation Index демонстрирует нашу приверженность к наиболее актуальному и влиятельному контенту по геологии и техническим наукам для нашего сообщества.

Бас редактор

ЖҰРЫНОВ Мұрат Жұрынұлы, химия ғылымдарының докторы, профессор, ҚР ҰҒА академигі, Қазақстан Республикасы Ұлттық Ғылым академиясының президенті, АҚ «Д.В. Сокольский атындағы отын, катализ және электрохимия институтының» бас директоры (Алматы, Қазақстан) **Н = 4**

Ғылыми хатшы

АБСАДЫКОВ Бахыт Нарикбайұлы, техника ғылымдарының докторы, профессор, ҚР ҰҒА жауапты хатшысы, А.Б. Бектұров атындағы химия ғылымдары институты (Алматы, Қазақстан) **Н = 5**

Редакциялық алқа:

ӘБСАМЕТОВ Мәліс Құдысұлы (бас редактордың орынбасары), геология-минералогия ғылымдарының докторы, профессор, ҚР ҰҒА академигі, «У.М. Ахмедсафина атындағы гидрогеология және геоэкология институтының» директоры (Алматы, Қазақстан) **Н = 2**

ЖОЛТАЕВ Герой Жолтайұлы (бас редактордың орынбасары), геология-минералогия ғылымдарының докторы, профессор, Қ.И. Сатпаев атындағы геология ғылымдары институтының директоры (Алматы, Қазақстан) **Н = 2**

СНОУ Дэниел, Ph.D, қауымдастырылған профессор, Небраска университетінің Су ғылымдары зертханасының директоры (Небраска штаты, АҚШ) **Н = 32**

ЗЕЛЬТМАН Реймар, Ph.D, табиғи тарих мұражайының Жер туралы ғылымдар бөлімінде петрология және пайдалы қазбалар кен орындары саласындағы зерттеулердің жетекшісі (Лондон, Англия) **Н = 37**

ПАНФИЛОВ Михаил Борисович, техника ғылымдарының докторы, Нанси университетінің профессоры (Нанси, Франция) **Н = 15**

ШЕН Пин, Ph.D, Қытай геологиялық қоғамының тау геологиясы комитеті директорының орынбасары, Американдық экономикалық геологтар қауымдастығының мүшесі (Пекин, Қытай) **Н = 25**

ФИШЕР Аксель, Ph.D, Дрезден техникалық университетінің қауымдастырылған профессоры (Дрезден, Берлин) **Н = 6**

КОНТОРОВИЧ Алексей Эмильевич, геология-минералогия ғылымдарының докторы, профессор, РФА академигі, А.А. Трофимука атындағы мұнай-газ геологиясы және геофизика институты (Новосибирск, Ресей) **Н = 19**

АГАБЕКОВ Владимир Енокович, химия ғылымдарының докторы, Беларусь ҰҒА академигі, Жаңа материалдар химиясы институтының құрметті директоры (Минск, Беларусь) **Н = 13**

КАТАЛИН Стефан, Ph.D, Дрезден техникалық университетінің қауымдастырылған профессоры (Дрезден, Берлин) **Н = 20**

СЕЙТМҰРАТОВА Элеонора Юсуповна, геология-минералогия ғылымдарының докторы, профессор, ҚР ҰҒА корреспондент-мүшесі, Қ.И. Сатпаев атындағы Геология ғылымдары институты зертханасының меңгерушісі (Алматы, Қазақстан) **Н = 11**

САҒЫНТАЕВ Жанай, Ph.D, қауымдастырылған профессор, Назарбаев университеті (Нұр-Сұлтан, Қазақстан) **Н = 11**

ФРАТТИНИ Паоло, Ph.D, Бикокк Милан университеті қауымдастырылған профессоры (Милан, Италия) **Н = 28**

«ҚР ҰҒА Хабарлары. Геология және техникалық ғылымдар сериясы».

ISSN 2518-170X (Online),

ISSN 2224-5278 (Print)

Меншіктеуші: «Қазақстан Республикасының Ұлттық ғылым академиясы» РҚБ (Алматы қ.).

Қазақстан Республикасының Ақпарат және қоғамдық даму министрлігінің Ақпарат комитетінде 29.07.2020 ж. берілген № **KZ39VPY00025420** мерзімдік басылым тіркеуіне қойылу туралы куәлік.

Тақырыптық бағыты: *геология, мұнай және газды өңдеудің химиялық технологиялары, мұнай химиясы, металдарды алу және олардың қосындыларының технологиясы.*

Мерзімділігі: жылына 6 рет.

Тиражы: 300 дана.

Редакцияның мекен-жайы: 050010, Алматы қ., Шевченко көш., 28, 219 бөл., тел.: 272-13-19

<http://www.geolog-technical.kz/index.php/en/>

© Қазақстан Республикасының Ұлттық ғылым академиясы, 2022

Типографияның мекен-жайы: «Аруна» ЖК, Алматы қ., Мұратбаев көш., 75.

Главный редактор

ЖУРИНОВ Мурат Журинович, доктор химических наук, профессор, академик НАН РК, президент Национальной академии наук Республики Казахстан, генеральный директор АО «Институт топлива, катализа и электрохимии им. Д.В. Сокольского» (Алматы, Казахстан) **Н = 4**

Ученый секретарь

АБСАДЫКОВ Бахыт Нарикбаевич, доктор технических наук, профессор, ответственный секретарь НАН РК, Институт химических наук им. А.Б. Бектурова (Алматы, Казахстан) **Н = 5**

Редакционная коллегия:

АБСАМЕТОВ Малис Кудысович, (заместитель главного редактора), доктор геологоминералогических наук, профессор, академик НАН РК, директор Института гидрогеологии и геоэкологии им. У.М. Ахмедсафина (Алматы, Казахстан) **Н = 2**

ЖОЛТАЕВ Герой Жолтаевич, (заместитель главного редактора), доктор геологоминералогических наук, профессор, директор Института геологических наук им. К.И. Сатпаева (Алматы, Казахстан) **Н=2**

СНОУ Дэниел, Ph.D, ассоциированный профессор, директор Лаборатории водных наук университета Небраски (штат Небраска, США) **Н = 32**

ЗЕЛЬТМАН Реймар, Ph.D, руководитель исследований в области петрологии и месторождений полезных ископаемых в Отделе наук о Земле Музея естественной истории (Лондон, Англия) **Н = 37**

ПАНФИЛОВ Михаил Борисович, доктор технических наук, профессор Университета Нанси (Нанси, Франция) **Н=15**

ШЕН Пин, Ph.D, заместитель директора Комитета по горной геологии Китайского геологического общества, член Американской ассоциации экономических геологов (Пекин, Китай) **Н = 25**

ФИШЕР Аксель, ассоциированный профессор, Ph.D, технический университет Дрезден (Дрезден, Берлин) **Н = 6**

КОНТОРОВИЧ Алексей Эмильевич, доктор геолого-минералогических наук, профессор, академик РАН, Институт нефтегазовой геологии и геофизики им. А.А. Трофимука СО РАН (Новосибирск, Россия) **Н = 19**

АГАБЕКОВ Владимир Енокович, доктор химических наук, академик НАН Беларуси, почетный директор Института химии новых материалов (Минск, Беларусь) **Н = 13**

КАТАЛИН Стефан, Ph.D, ассоциированный профессор, Технический университет (Дрезден, Берлин) **Н = 20**

СЕЙТМУРАТОВА Элеонора Юсуповна, доктор геолого-минералогических наук, профессор, член-корреспондент НАН РК, заведующая лабораторией Института геологических наук им. К.И. Сатпаева (Алматы, Казахстан) **Н=11**

САГИНТАЕВ Жанай, Ph.D, ассоциированный профессор, Назарбаев университет (Нурсултан, Казахстан) **Н = 11**

ФРАТТИНИ Паоло, Ph.D, ассоциированный профессор, Миланский университет Бикокк (Милан, Италия) **Н = 28**

«Известия НАН РК. Серия геологии и технических наук».

ISSN 2518-170X (Online),

ISSN 2224-5278 (Print)

Собственник: Республиканское общественное объединение «Национальная академия наук Республики Казахстан» (г. Алматы).

Свидетельство о постановке на учет периодического печатного издания в Комитете информации Министерства информации и общественного развития Республики Казахстан № **KZ39VPY00025420**, выданное 29.07.2020 г.

Тематическая направленность: *геология, химические технологии переработки нефти и газа, нефтехимия, технологии извлечения металлов и их соединений.*

Периодичность: 6 раз в год.

Тираж: 300 экземпляров.

Адрес редакции: 050010, г. Алматы, ул. Шевченко, 28, оф. 219, тел.: 272-13-19

<http://www.geolog-technical.kz/index.php/en/>

© Национальная академия наук Республики Казахстан, 2022

Адрес типографии: ИП «Аруна», г. Алматы, ул. Муратбаева, 75.

Editorial chief

ZHURINOV Murat Zhurinovich, doctor of chemistry, professor, academician of NAS RK, president of the National Academy of Sciences of the Republic of Kazakhstan, general director of JSC “Institute of fuel, catalysis and electrochemistry named after D.V. Sokolsky» (Almaty, Kazakhstan) **H = 4**

Scientific secretary

ABSADYKOV Bakhyt Narikbaevich, doctor of technical sciences, professor, executive secretary of NAS RK, Bekturov Institute of chemical sciences (Almaty, Kazakhstan) **H = 5**

E d i t o r i a l b o a r d:

ABSAMETOV Malis Kudysovich, (deputy editor-in-chief), doctor of geological and mineralogical sciences, professor, academician of NAS RK, director of the Akhmedsafin Institute of hydrogeology and hydrophysics (Almaty, Kazakhstan) **H=2**

ZHOLTAEV Geroy Zholtaevich, (deputy editor-in-chief), doctor of geological and mineralogical sciences, professor, director of the institute of geological sciences named after K.I. Satpayev (Almaty, Kazakhstan) **H=2**

SNOW Daniel, Ph.D, associate professor, director of the laboratory of water sciences, Nebraska University (Nebraska, USA) **H = 32**

ZELTMAN Reymar, Ph.D, head of research department in petrology and mineral deposits in the Earth sciences section of the museum of natural history (London, England) **H = 37**

PANFILOV Mikhail Borisovich, doctor of technical sciences, professor at the Nancy University (Nancy, France) **H=15**

SHEN Ping, Ph.D, deputy director of the Committee for Mining geology of the China geological Society, Fellow of the American association of economic geologists (Beijing, China) **H = 25**

FISCHER Axel, Ph.D, associate professor, Dresden University of technology (Dresden, Germany) **H=6**

KONTOROVICH Aleksey Emilievich, doctor of geological and mineralogical sciences, professor, academician of RAS, Trofimuk Institute of petroleum geology and geophysics SB RAS (Novosibirsk, Russia) **H = 19**

AGABEKOV Vladimir Enokovich, doctor of chemistry, academician of NAS of Belarus, honorary director of the Institute of chemistry of new materials (Minsk, Belarus) **H = 13**

KATALIN Stephan, Ph.D, associate professor, Technical university (Dresden, Berlin) **H = 20**

SEITMURATOVA Eleonora Yusupovna, doctor of geological and mineralogical sciences, professor, corresponding member of NAS RK, head of the laboratory of the Institute of geological sciences named after K.I. Satpayev (Almaty, Kazakhstan) **H=11**

SAGINTAYEV Zhanay, Ph.D, associate professor, Nazarbayev University (Nursultan, Kazakhstan) **H = 11**

FRATTINI Paolo, Ph.D, associate professor, university of Milano-Bicocca (Milan, Italy) **H = 28**

News of the National Academy of Sciences of the Republic of Kazakhstan. Series of geology and technology sciences.

ISSN 2518-170X (Online),

ISSN 2224-5278 (Print)

Owner: RPA «National Academy of Sciences of the Republic of Kazakhstan» (Almaty).

The certificate of registration of a periodical printed publication in the Committee of information of the Ministry of Information and Social Development of the Republic of Kazakhstan **No. KZ39VPY00025420**, issued 29.07.2020.

Thematic scope: *geology, chemical technologies for oil and gas processing, petrochemistry, technologies for extracting metals and their connections.*

Periodicity: 6 times a year.

Circulation: 300 copies.

Editorial address: 28, Shevchenko str., of. 219, Almaty, 050010, tel. 272-13-19

<http://www.geolog-technical.kz/index.php/en/>

© National Academy of Sciences of the Republic of Kazakhstan, 2022

Address of printing house: ST «Aruna», 75, Muratbayev str, Almaty.

NEWS of the National Academy of Sciences of the Republic of Kazakhstan
SERIES OF GEOLOGY AND TECHNICAL SCIENCES
ISSN 2224-5278

Volume 4, Number 454 (2022), 171-181
<https://doi.org/10.32014/2022.2518-170X.208>

UDC 622.349.5

**B.R. Rakishev¹, M.M. Mataev², Zh.S. Kenzhetaev^{1*}, K.S. Togizov¹,
A.Kh. Shampikova¹**

¹Satbayev University, Almaty, Kazakhstan;

²Institute of High Technologies LLP, NAC JSC Kazatomprom,
Almaty, Kazakhstan.

E-mail: kzhiger@yahoo.com

**INNOVATIVE METHODS FOR RESTORING FILTRATION
CHARACTERISTICS OF BOREHOLE URANIUM ORES IN
KAZAKHSTAN'S FIELDS**

Abstract. The practice of operating technological wells in deposits with low filtration characteristics of ores shows that over time there is a decrease in their productivity. This is due to the formation of colmatation due to the deposition of solutes in process solutions, swelling of clay minerals, and mechanical movement of particles of the ore-containing horizon. The aim of the study is to increase the efficiency of downhole uranium production by selecting special decolmating solutions and selecting rational parameters of the technology of influencing the near-filter zone of the formation of geotechnical wells, improving the filtration characteristics of the formation depending on the mineralogical composition and structure of sedimentary materials. The main method of research is the sampling of sedimentation from the productive horizon at the uranium deposits of the Shu-Sarysu and Syrdarya depressions. Quantitative and qualitative characteristics and features of mineral compositions were determined by the X-ray phase method. A technique was developed and laboratory experiments were performed on the processing of sedimentation samples by the drip method using selected decolmating solutions.

Key words: Downhole production, sedimentation, decolmating solution, X-ray phase analysis, microscopic studies.

**Б.Р. Ракишев¹, М.М. Матаев², Ж.С. Кенжетев^{1*}, Қ.С. Тоғызов¹,
А.Х. Шампикова¹**

¹Сәтпаев Университеті, Алматы, Қазақстан;

²Жоғары технологиялар институты ЖШС,
Қазатомөнеркәсіп» ҰАҚ» АҚ, Алматы, Қазақстан.

E-mail: kzhiger@yahoo.com

ҚАЗАҚСТАН КЕН ОРЫНДАРЫНДА УРАНДЫ ҰНҒЫМАЛЫҚ ӨНДІРУ КЕНДЕРІНІҢ СҮЗУ СИПАТТАМАЛАРЫН ҚАЛПЫНА КЕЛТІРУДІҢ ИННОВАЦИЯЛЫҚ ӘДІСТЕРІ

Аннотация. Кендердің сүзілу сипаттамалары төмен кен орындарында технологиялық ұнғымаларды пайдалану тәжірибесі уақыт өткен сайын олардың өнімділігінің төмендейтінін көрсетеді. Бұл технологиялық ерітінділерде ерітінділердің жауын-шашынына, сазды минералдардың ісінуіне және кен қабаттарының механикалық қозғалысына байланысты колматацияның пайда болуымен байланысты. Зерттеу мақсаты арнайы декольматирлеуші ерітінділерді іріктеу және геотехнологиялық ұнғымалар қыртысының сүзгіш аймағына әсер ету технологиясының тиімді параметрлерін таңдау есебінен уранды ұнғымалық өндірудің тиімділігін арттыру, минералогиялық құрамы мен тұнба түзуші материалдардың құрылымына байланысты қыртыстың сүзгіш сипаттамаларын арттыру болып табылады. Зерттеудің негізгі әдістері Шу-Сарысу және Сырдария депрессиясының уран кен орындарында өнімді горизонттан тұнба түзілу сынамаларын іріктеу. Рентгендік фазалық әдіспен минералдардың сандық және сапалық сипаттамалары мен құрамының ерекшеліктері анықталды. Таңдалған деколматизация ерітінділерін қолданып, тұндыру сынамаларын тамшылату әдісімен өңдеу әдістемесі әзірленді және зертханалық тәжірибелер жүргізілді.

Түйін сөздер: ұнғымаларды өндіру, тұндыру, деколматизациялау ерітіндісі, рентгендік фазалық талдау, микроскопиялық зерттеулер.

**Б.Р. Ракишев¹, М.М. Матаев², Ж.С. Кенжетев^{1*}, Қ.С. Тоғызов¹,
А.Х. Шампикова¹**

¹Сатпаев Университет, Алматы, Казахстан;

²ТОО Институт высоких технологий, АО «НАК «Казатомпром»,
Алматы, Казахстан.

E-mail: kzhiger@yahoo.com

ИННОВАЦИОННЫЕ МЕТОДЫ ВОССТАНОВЛЕНИЯ ФИЛЬТРАЦИОННЫХ ХАРАКТЕРИСТИК РУД ПРИ СКВАЖИННОЙ ДОБЫЧЕ УРАНА НА МЕСТОРОЖДЕНИЯХ КАЗАХСТАНА

Аннотация. Практика эксплуатации технологических скважин на месторождениях с низкими фильтрационными характеристиками руд показывает, что с течением времени наблюдается снижение их производительности. Это связано с образованием кольтмации за счет осаждения растворенных веществ в технологических растворах, набуханием глинистых минералов и механического перемещения частиц рудовмещающего горизонта. Целью исследования является повышение эффективности скважинной добычи урана за счет подбора специальных декольтмирующих растворов и выбора рациональных параметров технологии воздействия на прифильтровую зону пласта геотехнологических скважин, повышение фильтрационных характеристик пласта в зависимости от минералогического состава и структуры осадкообразующих материалов. Основными методами исследований является отбор проб осадкообразования из продуктивного горизонта на урановых месторождениях Шу-Сарысуйской и Сырдарьинской депрессии. Рентгенофазовым методом установлены количественно-качественные характеристики и особенности составов минералов. Разработана методика и произведены лабораторные опыты по обработке проб осадкообразования капельным методом с применением подобранных декольтмирующих растворов.

Ключевые слова: скважинная добыча, осадкообразование, декольтмирующий раствор, рентгенофазовый анализ, микроскопические исследования.

Introduction. Climate change due to disproportionate human production activity on the planet is becoming more and more tangible (Rashad et al., 2020:2). Concrete measures are being taken to protect and preserve biodiversity and reduce the negative impact of climate change in the World (Atia et al., 2018:3). In this

regard, the recognition of nuclear generation projects for green energy types will double electricity generation by 2050, which will make an important contribution to the fight against global warming (Chen et al., 2018:12). According to the IAEA research, nuclear power has a significant potential to reduce greenhouse gas emissions to mitigate the effects of climate change in certain regions of Europe, Asia and Africa (IAEA) (Marchand et al., 2018:50). The growth of nuclear energy will lead to an increase in the demand for natural uranium and its products. The uranium industry of Kazakhstan, based on progressive, highly efficient borehole extraction of uranium ores, can make a worthy contribution to solving the issues of natural uranium supplies (Kenzhetaev et al., 2021:3).

Kazakhstan has 14% of the world's proven uranium reserves and ranks second after Australia, with 70% of them suitable for downhole development (Rakishev et al., 2019:6). Borehole development of uranium ores in the Republic of Kazakhstan is carried out at 26 sites, united in 13 uranium mining companies. The total volume of natural uranium production is more than 40% of the global level (Rakishev et al., 2020:4).

Uranium deposits in Kazakhstan are located in six provinces: Shu-Sarysui, Syrdarya, North Kazakhstan, and the Caspian region, Balkash, Ili regions. The first two provinces, located in the northern part of the country, are currently producing uranium ore (Kuandykov et al., 2020:6). Kyzylorda and Turkestan regions. They are shown schematically in Figure 1.

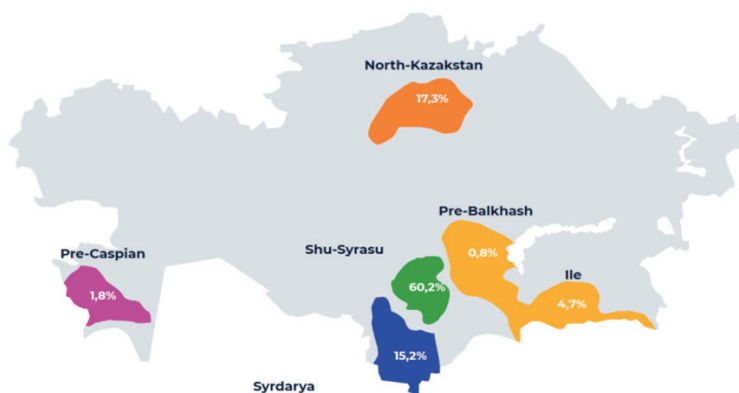


Figure 1. Scheme of location of regions of explored uranium deposits

Downhole mining of minerals, in particular uranium, involves the dissolution of the useful component by a moving flow of solvent at the location of the ore body, followed by the removal and lifting of the formed compounds to the surface (Panfilov et al., 2016:160). The positive aspects of using sulfuric acid solutions at enterprises in Kazakhstan are its low cost, widespread use in the national economy, and the possibility of complete dissolution of uranium mineralization

(Yusupov et al., 2018:2). However, there are negative aspects, such as the high reactivity of the interaction of sulfuric acid with carbonate and clay minerals of ore-bearing rocks (Kenzhetaev et al., 2022:3). When sulfuric acid interacts with carbonate minerals, gypsum is formed, and clay minerals swell and increase in size, these factors prevent the leaching process (Rakishev et al., 2019:7).

Difficult-to-dissolve sediments and swollen clay particles in the productive horizon increase hydraulic resistance and form impenetrable sections of geochemical barriers that overlap the solution flow lines (Rakishev et al., 2020:6). As a rule, decrease in the filtration characteristics of the productive horizon leads to a decrease in the uranium content in the productive solution, and a decrease in the flow rate and the period of uninterrupted operation of wells (Nikitina et al., 2019:1). This increases the development period of technological units, as a result of which the consumption of sulfuric acid, electricity, and other operational components increases (Zammit et al., 2014). In some cases, it is necessary to carry out costly, heavy complex treatments using drilling rigs, including washing, chemical treatment, swabbing and compressor pumping (Yusupov et al., 2017:4).

Laboratory research methods. Detailed determination of the physical and chemical characteristics of sediments will make it possible to develop more effective reagents and methods for restoring the filtration characteristics of ores in the borehole zone of the formation, ensuring an increase in productivity and uninterrupted operation of geotechnical wells. To determine the quantitative and qualitative characteristics of sedimentation, sediment samples were taken from the Shu-Sarysu and Syrdarya depressions.

X-ray diffractometric analysis was performed on an automated DRON-3 diffractometer with $\text{Cu}_{K\alpha}$ -radiation, β -filter. Conditions for shooting diffractograms: $U=35$ kV; $I=20$ mA; shooting $\theta-2\theta$; detector 2 deg/min. X-ray phase analysis on a semi-quantitative basis was performed based on diffractograms of powder samples using the method of equal weightings and artificial mixtures. Quantitative ratios of crystal phases were determined. Interpretation of diffraction patterns was carried out using data from the ICDD card file: Powder diffraction data base PDF2 (Powder Diffraction File) and diffractograms of minerals free of impurities. For the main phases, the content was calculated. Figures 2 and 3 show diffractograms of samples in which crystal phases were identified by the radiation intensity.

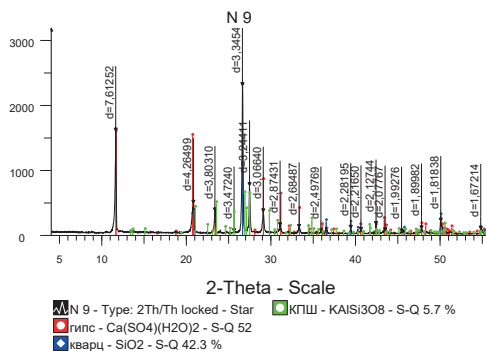


Figure - 2. Diffraction pattern of the sample of the Syrdarya depression

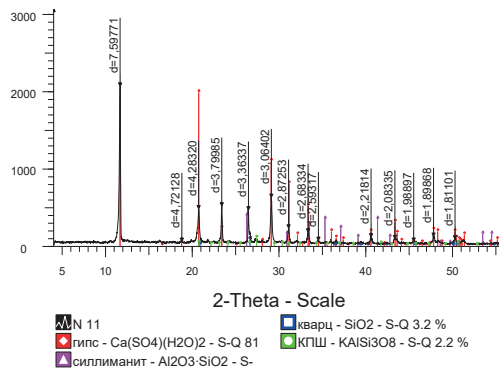


Figure - 3. Diffraction pattern of a sample of the Chu-Sarysu depression

Research results. According to X-ray phase analysis, the sediments have high crystallization in several phases. B Table 1 shows the results of X-ray phase analysis of sedimentation from the Shu-Sarysu uranium deposit and The Syrdarya depression.

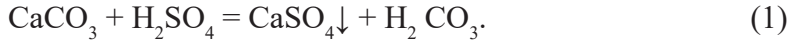
Table 1. Mineralogical composition of sediments from the uranium deposit

Minerals	Formula	Syrdarya depression, (Concentration,%)	of Chu-Sarysui depression, (Concentration,%)
Gypsum	$\text{Ca}(\text{SO}_4)(\text{H}_2\text{O})_2$	52.0	81.8
Quartz	SiO_2	42.3	3.2
Potassium feldspar	KAlSi_3O_8	5,7	2.2
Sillimanite	$\text{Al}_2\text{O}_3 \cdot \text{SiO}_2$		12.8

Table 1 shows that the basis of the sample from the Syrdarya depression deposit was made up of chemical compounds $\text{Ca}(\text{SO}_4)(\text{H}_2\text{O})_2$ (52%) and SiO_2 (42%), minerals – gypsum and quartz. About the steel part of the sample is potassium feldspar (5.7%). The characteristics of samples from the Syrdarya depression indicate a combined origin of sedimentation, chemical-gypsum, and mechanical-quartz and potassium feldspar (KPS). The bulk of the sample from the Shu-Sarysu depression consists of the chemical compound $\text{Ca}(\text{SO}_4)(\text{H}_2\text{O})_2$ (81,8 %), the mineral gypsum. The rest of the sample consists of quartz (3.2%), potassium feldspar (2.2%), sillimanite (12.8%). The data of the samples of the Shu-Sarysu depression show the predominance of the chemical origin of gypsum sedimentation and the presence of mechanical impurities of quartz and KPS.

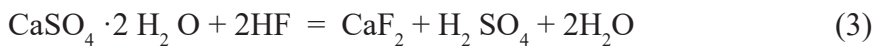
Analysis of X-ray images of samples from different deposits shows that the

main sedimentary component of colmatant is calcium sulfate $\text{CaSO}_4 \cdot 2\text{H}_2\text{O}$. In this regard, it can be said that the main cause of colmatation is the interaction of a leaching solution of uranium leaching with calcium carbonate, which proceed according to the formula:



For effective destruction and prevention of such sedimentation, it is necessary to develop a decolmating solution using hydrofluoric acid with the addition of surfactants with complexing properties. To improve the solubility, sulfamic acid was used as a surfactant, which has the properties of lowering pH and binding metal ions.

Laboratory experiments on the selection of chemical reagents. Experiments on the treatment of sediments were carried out on samples from the same sample with different compositions of chemical reagents of decolmating solutions. To determine the effective composition of the solution, the most solvent properties were selected. The experiment included treatment with a solution of ammonium bifluoride (5.0%) and sulfuric acid (10.0,0%), Surfactant (1%) and industrial water (84%). The choice of ammonium bifluoride as the main component is due to its high ability to exchange reactions with mineral acids (sulfuric, hydrochloric, nitric acids) and the formation of hydrofluoric acid according to the formula:



As a result of the interaction of hydrofluoric acid with sedimentation, both the colmatant and part of the terrigenous component of the sands are dissolved, which increases the effective porosity of the ore block massif. The addition of surfactants increases the interaction of hydrofluoric acid with sedimentary minerals. At the same time, hydrofluoric acid is completely utilized due to the large amount of quartz contained in the sands.

Discussion of the results of laboratory tests. After carrying out laboratory experiments on the processing of samples by the drip method with a different composition of decomposing solutions, the sedimentation was dried at room temperature. A scanning electron microscope was used for a detailed examination of the sample surface. A comparative analysis of the images after processing with a particular solution and comparing it with the original image allowed us to

visually establish the effectiveness of the composition of the decollating solution.

Images of the precipitation surface before and after treatment with various solutions were recorded using a high-resolution analytical scanning electron microscope. It is manufactured for a wide range of research tasks and quality control at the submicron level of Tescan MIRA 3 FEG-SEM. SEM TESCAN MIRA electron column, electron source: Schottky auto-emission cathode. The energy range of the electron beam incident on the sample is from 200 eV to 30 keV (from 50 eV with the option of braking the BDT beam). To change the beam current, an electromagnetic lens is used as an aperture changer. Beam current: from 2 nA to 400 nA with continuous adjustment. Maximum field of view: more than 8 mm at WD = 10 mm, more than 50 mm at maximum WD. Electron column resolution, high vacuum mode 1.2 nm at 30 keV, detector SE. 3.5 nm at 1 keV, In-Beam detector SE. 1.8 nm at 1 keV, beam braking option BDT. Figure 4 shows images of samples from the Syrdarya and Shu-Sarysu depressions before and after treatment with special solutions.




Figure 4. Image of surface samples of Syrdarya and Shu-Sarysu depression: (a) and (b) – initial samples; (c) and (d) - after the experiment

It can be seen from Figures 4,a and 4,b that the surface of the initial sample is formed of dense lamellar crystals with sizes from 5 to 30 μm with a characteristic frame structure without breaks and cracks in the body. The crystal shapes are elongated with a chaotic arrangement and uniform surface relief. It can be seen from Figures 4, c and 4, d that after treatment with decollating solutions, there was a noticeable destruction of the structure and a change in the shape of crystals with a decrease in their size and density with the formation of small loosened flakes. It can be seen the rounded edges of the crystals and the formation of cracks in the bodies. The arrangement of crystals has become less dense with the formation of voids and gullies in the pore space. Partial dissolution of the sample is noticeable, the crystal sizes decreased from 30 to 15 μm . This is due to the dissolution of part of the sample in hydrofluoric acid.

The application of the decollating solution must be carried out according to a special method on special technological equipment. The innovative method provides for the treatment of the filter area of the well with a decomposing solution directly and the maximum destruction and prevention of sedimentation in the formation. The method provides an increase in the productivity of operational units and the completeness of metal extraction from them by removing and preventing sedimentation in a porous medium. In addition, a reduction in the specific costs of sulfuric acid, electricity, labor costs and other production costs is achieved in the process of borehole extraction of uranium from various mining and geological blocks.

Conclusions. The quantitative and qualitative studies of the sedimentation composition of the deposits of the Shu-Sarysu depression indicate that the main part of the sample is gypsum (81.8%). The rest of the sample consists of quartz (3.2%) KPS (2.2%), sillimanite $\text{Al}_2\text{O}_3 \cdot \text{SiO}_2$ (12.8%). The basis of the sample of the Syrdarya depression deposit consists of gypsum (52%) and quartz (42.3%), the rest of the sample consists of KPS (5.7%).

Due to the interaction of sulfuric acid solutions with carbonate minerals, sedimentation is deposited mainly in the discharge zone. They cause low efficiency of hydro-dynamic methods and difficulties in processing technological blocks, lead to a decrease in the productivity of production and intake of injection wells due to the deterioration of the filtration characteristics of the formation. They excite additional costs for restoring the permeability of the productive horizon and increasing the productivity of production and intake of injection wells, increase the operating costs of developing blocks.

Preparation of a decomposing solution based on ammonium bifluoride (5%), sulfuric acid (10%) and surfactants in small quantities can increase the dissolving ability of the decomposing solution and prevent sedimentation in the formation for a longer time.

The developed technique for restoring the filtration characteristics of the productive horizon based on the treatment of the filter part of wells allows to reduce the specific consumption of chemical reagents and increase the efficiency of the decomposing solution.

***Acknowledgements.** These studies were carried out within the framework of the AR08856422 project "Development of innovative technology for the intensification of borehole uranium production using a hydrodynamic decolmation device in combination with a complex of multifunctional chemical reagents" for grant funding for 2020-2022.*

Information about of authors:

Rakishev Bayan Rakishevich – Doctor of Technical Sciences, Professor at

the Mining Department, Satbayev University, b.rakishev@satbayev.university, <https://orcid.org/0000-0001-5445-070X>;

Mataev Mukhametkali Musagalievich – Doctor of Chemical Sciences, Senior Researcher, Institute of High Technologies LLP, mataev_06@mail.ru, <https://orcid.org/0000-0002-9057-5443>;

Kenzhetaev Zhiger Smadievich – Doctoral Student at the Mining Department, Satbayev University, kzhiger@yahoo.com, <https://orcid.org/0000-0003-2009-6655>;

Togizov Kuanysh Serikhanovich – PhD, Satbayev University, k.togizov@satbayev.university, <https://orcid.org/0000-0002-4830-405X>;

Shampikova Asel Khairzhanovna – PhD, lecturer at the Mining Department, Satbayev University, a.shampikova@satbayev.university, <https://orcid.org/0000-0003-1634-4695>.

REFERENCES

Atia B.M., Gado M.A. & Cheira M.F. (2018). Kinetics of uranium and iron dissolution by sulfuric acid from Abu Zeneima ferruginous siltstone, Southwestern Sinai, Egypt. *Euro Mediterranean Journal for Environmental Integration*, 3(1). <https://doi.org/10.1007/s41207-018-0080-y>.

Chen J., Zhao Y., Song Q., Zhou Z. & Yang S. (2018). Exploration and mining evaluation system and price prediction of uranium resources. *Mining of Mineral Deposits*, 12(1). <https://doi.org/10.15407/mining12.01.085>.

Kenzhetaev Z.S., Kuandykov T.A., Togizov K.S., Abdraimova M.R., Nurbekova M.A. (2022) Selection of rational parameters for opening and drilling of technological wells underground uranium leaching. *News of the National Academy of Sciences of the Republic of Kazakhstan, Series of Geology and Technical Sciences*, 3 (453): 115 – 127. <https://doi.org/10.32014/2022.2518-170X.184> (in Eng.).

Kenzhetaev Z.S., Nurbekova M.A., Togizov K.S., Abdraimova M.R., Toktaruly, B. (2021) Methods for intensification of borehole uranium mining at the fields with low filtration characteristics of ores. *Mining of Mineral Deposits*, 15 (3): 95-101. <https://doi.org/10.33271/mining15.03.095> (in Eng.).

Kuandykov T., Nauryzbayeva D., Yelemessov K., Karmanov T., Kakimov U., Kolga A. (2020) Development and justification of a hydro-impulse method for increasing ore permeability in conditions of uranium borehole production. *News of the National Academy of Sciences of the Republic of Kazakhstan, Series of Geology and Technical Sciences*, 6(444):126-133. DOI:10.32014/2020.2518-170X.34 (in Eng.).

Marchand O., Zhang J. & Cherubini M. (2018). Uncertainty and sensitivity analysis in reactivity-initiated accident fuel modeling: synthesis of organisation for economic co-operation and development (OECD)/nuclear energy agency (NEA) benchmark on reactivityinitiated accident codes phase-II. *Nuclear Engineering and Technology*, 50(2), 280-291. <https://doi.org/10.1016/j.net.2017.12.007>.

Nikitina Yu.G., Poyezzhayev I.P., Myrzabek G.A. Improvement of opening schemes of wellfields to optimize the cost of mining uranium // *Gornyi Vestnik Uzbekistana.*- 2019.-Vol.1.P.6 - 11.

Panfilov M., Uralbekov B. & Burkitbayev M. (2016). Reactive transport in the underground

leaching of uranium: Asymptotic analytical solution for multi-reaction model. *Hydrometallurgy*, 160. <https://doi.org/10.1016/j.hydromet.2015.11.012> (in Eng.).

Rakishev R., Mataev M.M. & Kenzhetaev Z.S. (2019). Analysis of mineralogical composition of sediments in in-situ leach mining of uranium. *Mining Informational and Analytical Bulletin*, 2019(7): 123-131. <https://doi.org/10.25018/0236-1493-2019-07-0-123-131> (in Eng.).

Rakishev B.R., Bondarenko V.I., Matayev M. & Kenzhetaev Z.S. (2019). Influence of chemical reagent complex on intensification of uranium well extraction. *Naukovyi Visnyk Natsionalnoho Hirnychoho Universytetu*, 2019(6): 25-30. <https://doi.org/10.29202/nvngu/2019-6/4> (in Eng.).

Rakishev B.R., Matayev M.M., Kenzhetaev Z.S., Shampikova A.H., & Toktaruly B. (2020). Innovative methods for intensifying borehole production of uranium in ores with low filtration characteristics. *News of the National Academy of Sciences of the Republic of Kazakhstan, Series of Geology and Technical Sciences*, 6(444): 213-219. <https://doi.org/10.32014/2020.2518-170X.149> (in Eng.).

Rakishev B., Mataev M., Altaybayev B., Shampikova A. & Kenzhetaev Z. (2020). Research into leaching of uranium from core samples in tubes using surfactants. *Mining of Mineral Deposits*, 14(4): 97-104. <https://doi.org/10.33271/mining14.04.097> (in Eng.).

Rashad M.M., Mohamedb S.A., EL sheikha E.M., Miraa H.E., Abd el Wahaba G.M., Zakia S.A. (2020). Kinetics of uranium leaching process using sulfuric acid for Wadi Nasib ore, South western Sinai, Egypt. *Aswan University Journal of Environmental Studies*, 1(2). <https://doi.org/10.21608/ajjes.2020.127584> (in Eng.).

Yusupov K.A., Aliev S.B., Dzhakupov D.A. & Elzhanov E.A. (2017). Application of ammonium bifluoride for chemical treatment of wells in underground uranium leaching. *Gornyi Zhurnal*, 4. <https://doi.org/10.17580/gzh.2017.04.11> (in Eng.).

Yusupov Kh.A., Dzhakupov D.A., Bashilova E.S. (2018). Improving the efficiency of mining complex hydrogenic uranium deposits using hydrogen peroxide. *Mining Journal of Kazakhstan*, 2, 18–21. (in Eng.).

Zammit C.M., Brugger J., Southam G. & Reith, F. (2014). In situ recovery of uranium - The microbial influence. *Hydrometallurgy*, 150. <https://doi.org/10.1016/j.hydromet.2014.06.003> (in Eng.).

CONTENTS-МАЗМҰНЫ-СОДЕРЖАНИЕ

B.N. Absadykov, B.B. Bazarbay, M.E. Isametova, A.S. Mashekova ANALYSIS OF A NEW FILAMENT MAKING MEL PRESSING DEVICE...6	
A.I. Ananin, Z.K. Tungushbayeva, G.T. Nurshaiykova, G.Zh. Kalelova TOP-DOWN CUT-AND-FILL MINING METHOD AT THE PERVOMAYSKIY DEPOSIT OF THE DONSKOY MINING AND BENEFICIATION PLANT.....16	
N. Amirgaliyev, M. Askarova, R. Kulbekova, L. Ismukhanova, A. Madibekov MONITORING OF ACCUMULATION OF POLYCHLORINATED BIPHENYLS IN THE SNOW COVER IN THE ALMATY AGGLOMERATION.....28	
N. Berdikul, K. Akmalaiuly FINE-GRAINED CONCRETE USING MINERAL AND CHEMICAL ADDITIVES.....44	
A. Donayev, A. Kolesnikov, Sh. Shapalov, B. Sapargaliyeva, G. Ivakhniyuk STUDIES OF WASTE FROM THE MINING AND METALLURGICAL INDUSTRY, WITH THE DETERMINATION OF ITS IMPACT ON THE LIFE OF THE POPULATION.....55	
T. Ibrayev, M. Li, N. Bakbergenov, P. Panenka, A. Batyrbayeva PROBLEMS OF THE USE OF WATER RESOURCES AND THE WAYS OF THEIR SOLUTION IN KAZAKHSTAN.....69	
R.S. Ibrahimov, A.A. Quliyev, A.K. Abasov, Sh.O. Bahshaliyeva, A.V. Sharifova, Z.R. Ibrahimov STRENGTHENING OF THE WORKING SURFACE OF THE ROD CLUTCH OF A DEEP PUMP UNIT OPERATING IN VARIOUS OPERATING CONDITIONS.....81	
E.Kh. Iskandarov, Sh.A. Baghirov ANALYTICAL AND WAVE-DEPRESSION METHODS OF ELIMINATION OF THE ONSET OF HYDRATION IN SUBSEA GAS PIPELINES.....96	

A. Sh.Kanbetov, M.Z. Muldakhmetov, D.K. Kulbatyrov, A.K. Shakhmanova, A.A. Abilgazyeva STUDY OF HEAVY METALS AND ARSENIC CONTENT IN SOILS OF THE COASTAL ZONE OF THE CASPIAN SEA OF THE KAZAKHSTAN SECTOR.....	109
Z. Katrenov, A. Abetov, Z. Meng, T. Jiang MODERN SEISMIC ACQUISITION METHODS BASED ON COMPRESSIVE SENSING, SIMULTANEOUS SOURCE RECORDING AND COMPRESSIVE RECONSTRUCTION.....	122
A.K. Kurbaniyazov, T.T. Barakbaev, N.S. Sambaev, A.S. Izhitskiy, N.K. Kurbaniyazov THE EFFECT OF SYRDARYA RIVER RUNOFF ON THE ECOLOGICAL STATE OF WATERS THE SMALL ARAL SEA.....	136
Zh. Moldasheva, K. Orazbayeva, Zh. Abdugulova, B. Utenova, Sh. Kodanova METHOD OF DEVELOPING MODELS OF CHEMICAL AND TECHNOLOGICAL SYSTEMS OF OIL REFINING UNDER UNCERTAINTY.....	152
B.R. Rakishev, M.M. Mataev, Zh.S. Kenzhetaev, K.S. Togizov, A.Kh. Shampikova INNOVATIVE METHODS FOR RESTORING FILTRATION CHARACTERISTICS OF BOREHOLE URANIUM ORES IN KAZAKHSTAN'S FIELDS.....	171
V.A. Smolyar, O.L. Miroshnichenko, L.Y. Trushel, E.V. Sotnikov, V.M. Mirlas STRUCTURE OF THE INFORMATION SYSTEM OF KAZAKHSTAN FRESH GROUNDWATER RESOURCES.....	182
L.N. Yesmakhanova, S.A. Orynbayev, M. Zhankuanyshev, P. Komada AUTOMATIC CONTROL SYSTEM OF A GAS-PUMPING UNIT.....	199

Tulegulov A.D., Yergaliyev D.S., Karipbaev S.Zh., Bazhaev N.A., Zuev D.V., Adilkhanov Ye.G. MODERN METHODS OF GYROSCOPIC ORIENTATION OF MINE WORKINGS.....	213
T. Ustabaev, M. Mirdadayev, N. Balgabaev, I. Kudaibergenova, B. Amanbayeva RESEARCH OF THE GEOLOGICAL CONDITIONS OF THE PASTURE TERRITORIES OF THE ZHAMBYL REGION FOR THE PURPOSE OF DESALINATION MINERALIZED GROUNDWATER.....	227
K.T. Sherov, B.S. Donenbayev, M.R. Sikhimbayev, I.S. Kuanov, G.D. Tazhenova THE RESEARCH OF CIRCULAR SAW BLADE STABILITY STATE FOR THERMAL FRICTIONAL CUTTING BY THE METHOD OF CALCULATION IN THE FORM OF A HINGELESS CIRCULAR ARCH.....	240

Publication Ethics and Publication Malpractice in the journals of the National Academy of Sciences of the Republic of Kazakhstan

For information on Ethics in publishing and Ethical guidelines for journal publication see <http://www.elsevier.com/publishingethics> and <http://www.elsevier.com/journal-authors/ethics>.

Submission of an article to the National Academy of Sciences of the Republic of Kazakhstan implies that the described work has not been published previously (except in the form of an abstract or as part of a published lecture or academic thesis or as an electronic preprint, see <http://www.elsevier.com/postingpolicy>), that it is not under consideration for publication elsewhere, that its publication is approved by all authors and tacitly or explicitly by the responsible authorities where the work was carried out, and that, if accepted, it will not be published elsewhere in the same form, in English or in any other language, including electronically without the written consent of the copyright-holder. In particular, translations into English of papers already published in another language are not accepted.

No other forms of scientific misconduct are allowed, such as plagiarism, falsification, fraudulent data, incorrect interpretation of other works, incorrect citations, etc. The National Academy of Sciences of the Republic of Kazakhstan follows the Code of Conduct of the Committee on Publication Ethics (COPE), and follows the COPE Flowcharts for Resolving Cases of Suspected Misconduct (http://publicationethics.org/files/u2/New_Code.pdf). To verify originality, your article may be checked by the Cross Check originality detection service <http://www.elsevier.com/editors/plagdetect>.

The authors are obliged to participate in peer review process and be ready to provide corrections, clarifications, retractions and apologies when needed. All authors of a paper should have significantly contributed to the research.

The reviewers should provide objective judgments and should point out relevant published works which are not yet cited. Reviewed articles should be treated confidentially. The reviewers will be chosen in such a way that there is no conflict of interests with respect to the research, the authors and/or the research funders.

The editors have complete responsibility and authority to reject or accept a paper, and they will only accept a paper when reasonably certain. They will preserve anonymity of reviewers and promote publication of corrections, clarifications, retractions and apologies when needed. The acceptance of a paper automatically implies the copyright transfer to the National Academy of Sciences of the Republic of Kazakhstan.

The Editorial Board of the National Academy of Sciences of the Republic of Kazakhstan will monitor and safeguard publishing ethics.

Правила оформления статьи для публикации в журнале смотреть на сайтах:

www.nauka-nanrk.kz

<http://www.geolog-technical.kz/index.php/en/>

ISSN 2518-170X (Online),

ISSN 2224-5278 (Print)

Директор отдела издания научных журналов НАН РК *А. Ботанқызы*
Заместитель директор отдела издания научных журналов НАН РК *Р. Жәліқызы*

Редакторы: *М.С. Ахметова, Д.С. Аленов*

Верстка на компьютере *Г.Д. Жадьранова*

Подписано в печать 25.07.2022.

Формат 70x90^{1/16}. Бумага офсетная. Печать – ризограф.

15,5 п.л. Тираж 300. Заказ 4.